

Executive Team Meeting Notes
June 14, 2021 | 9:30 – 11:00 am | Room G2 or TEAMS

Members:

Dr. Susan J. Wolff, CEO/Dean	Ms. Toni Quinn, Academic Affairs Coordinator
Dr. Leanne Frost, Executive Director of Instruction	Ms. Carmen Roberts, Executive Director of Operations
Ms. Mary Kay Bonilla, Chief Student Affairs and Human Resources Officer	Mr. Scott Thompson, Director of Communications & Marketing

Guests: Ms. Shannon Marr

Standing Items

1. Healthy Campus Task Force	Presenter: Dr. Frost	ET Lead: Dr. Frost
<p>The Plan for a Healthy Campus by the GFC task force is out for review.</p> <p>Joshua Archey is working to organize a vaccination clinic, if possible before the Town Pump incentive ends on June 20. This deadline may be extended.</p>		
2. COVID Calls	Presenter: Ms. Bonilla	ET Lead: Ms. Bonilla
<p>The group is working on coming up with new incentives for students. GFC MSU has given out 5 of the Town Pump gift cards.</p>		
3. HEERF Funding	Presenter: Ms. Bonilla/Ms. Roberts	ET Lead: Ms. Bonilla/Ms. Roberts
<p>Student Emergency Funding: \$254,000 has been distributed to 282 summer students. GFC has spent almost \$1.5 million in direct-to-students grants, and an additional \$1.25 million will be distributed. This information will be shared with students via campus news and the website.</p> <p>Institutional Funding Distribution: Projects under consideration for HEERF funding include online orientation, a generator, upgrades to the HVAC system, and laptops for staff.</p>		
4. Campus Morale Planning	Presenter: Dr. Wolff	ET Lead: Dr. Wolff
<p>An on-campus celebration is in the works for June 30, Dr. Wolff's last day.</p>		
5. Legislative Report	Presenter: Dr. Wolff	ET Lead: Dr. Wolff
<p>Commissions are meeting regarding the ARPA funds. Dr. Wolff and Mr. Thompson will meet with legislators at the Kids Education Yes meeting on Wednesday.</p>		

Agenda

**denotes additional documents*

1. Dual Enrollment – see attached	Presenter: Ms. Marr	ET Lead: Ms. Bonilla
<p>Dual Enrollment: Matriculation & Modality</p> <p>Dual enrollment matriculation rates for GFC were 13% in first fall term after graduation and 9% in first spring term after graduation. Dual enrollment by modality (concurrent, on-campus, and online) was shown for AY 16 – AY 21. Fall '20 showed 217 concurrent, 60 on campus, 329 online.</p> <p>Student Credit Hours showed highest participation for online, then concurrent, then on-campus. Most of our concurrent courses are taught in Class AA schools so the online modality catches rural and home-schooled students.</p> <p>Participation: we generally have between 50-55 partner agreements, but not all have participating students. The One Two Free program increased participation. There is room for growth within Class A schools.</p> <p>Key to the success of this program are building relationships with schools and the mindset of administrators/faculty.</p> <p>GF district generally uses graduate-level honors faculty. What are the opportunities/incentives for faculty to obtain graduate-level work? How can we attract more midrange students who may be more likely to attend GFC?</p> <p>How do we build relationships through word of mouth in these areas? How else can we get out there? What staff would be effective? What about a "night out" event?</p>		

2. Committees Next Step	Presenter: Ms. Bonilla	ET Lead: Ms. Bonilla
<p>ET approved removing the accreditation committee from the Standing Committees on the website. http://www.gfcmsu.edu/about/governance/committees/</p>		
3. Advising Changes	Presenter: Ms. Bonilla	ET Lead: Ms. Bonilla
<p>Jessica Dykstra will move into the Dual Enrollment position, which starts June 21st. She will provide advising throughout summer.</p> <p>ET approved the request to fill the Advisor position vacated by Jessica.</p>		
4. Nursing Director Request to Fill	Presenter: Dr. Frost	ET Lead: Dr. Frost
<p>Russ Motschenbacher will remain as interim nursing director temporarily while he recruits for the position. A master's degree is required for this position.</p> <p>ET approved the request to fill the Nursing Director position.</p>		
5. Other	Presenter: ET Team	ET Lead: Dr. Wolff
<p>Staffing:</p> <p>There is no close date at this time for the Custodian position. The Chemistry Lab Technician position has been re-posted.</p> <p>General:</p> <p>Dr. Wolff will keep ET in the loop regarding several potential businesses coming to Great Falls. There is a conference call Wednesday with several members of campus as well as personnel from the Touro Medical School.</p>		
6. Other - GFC fall class enrollment	Presenter: ET Team	ET Lead: Dr. Frost
<p>Online classes are filling up faster than face-to-face classes. Offering Hy-Flex classes should attract students.</p> <p>Eleven Respiratory Therapy students have applied, evenly split between Great Falls, Billings and several outlying areas. RT Director Melissa Wells toured campus last week.</p> <p>Dental assisting applicants are low – we will research whether our graduates obtain higher salaries than non-graduates in the workplace. Overall, fall enrollment is up but keep in mind that we opened up later last year.</p> <p>Several program changes were made that were right for students but decreased our enrollment numbers, such as removing the summer term for Respiratory Therapy and Nursing. ET discussed the possibility of adding an additional later summer term, and whether we should survey students about this possibility. How would this play into Shannon Marr's overall plan?</p> <p>Programs to watch are Renewable Energy Technician, Accounting, Dental Assisting, and the Computer Tech programs. Discussed the possibility of a computer tech fair to showcase the programming, networking, and cybersecurity programs.</p>		

DUAL ENROLLMENT

THE BEST OF BOTH WORLDS

Dual Enrollment: Matriculation & Modality

Executive Team report June 14, 2021

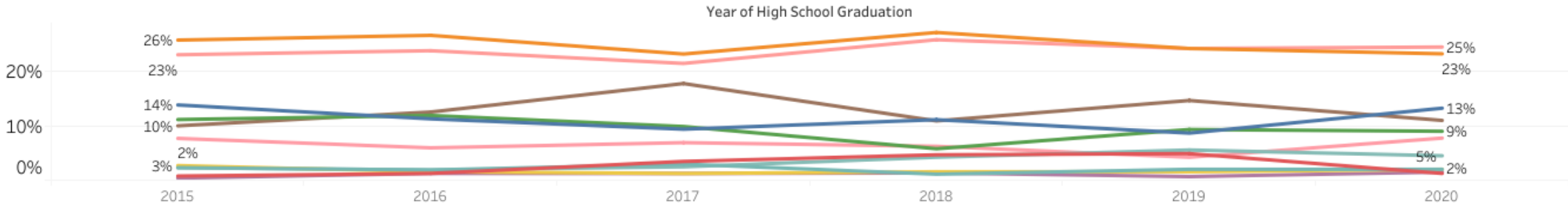


GREAT FALLS COLLEGE
MONTANA STATE UNIVERSITY

Dual Enrollment High School Student Matriculation Report

Summary	Total Number of Graduates by Year	First Fall- Where Enrolled	College Enrollment- First Fall after High School Graduation	College Enrollment- First Spring after High School Graduation	College Enrollment- Second Fall after High School Graduation
---------	-----------------------------------	-----------------------------------	---	---	--

First Fall Term after their High School Graduation Date



- Local High Schools**
- Local High Schools
 - Non-local High Schools

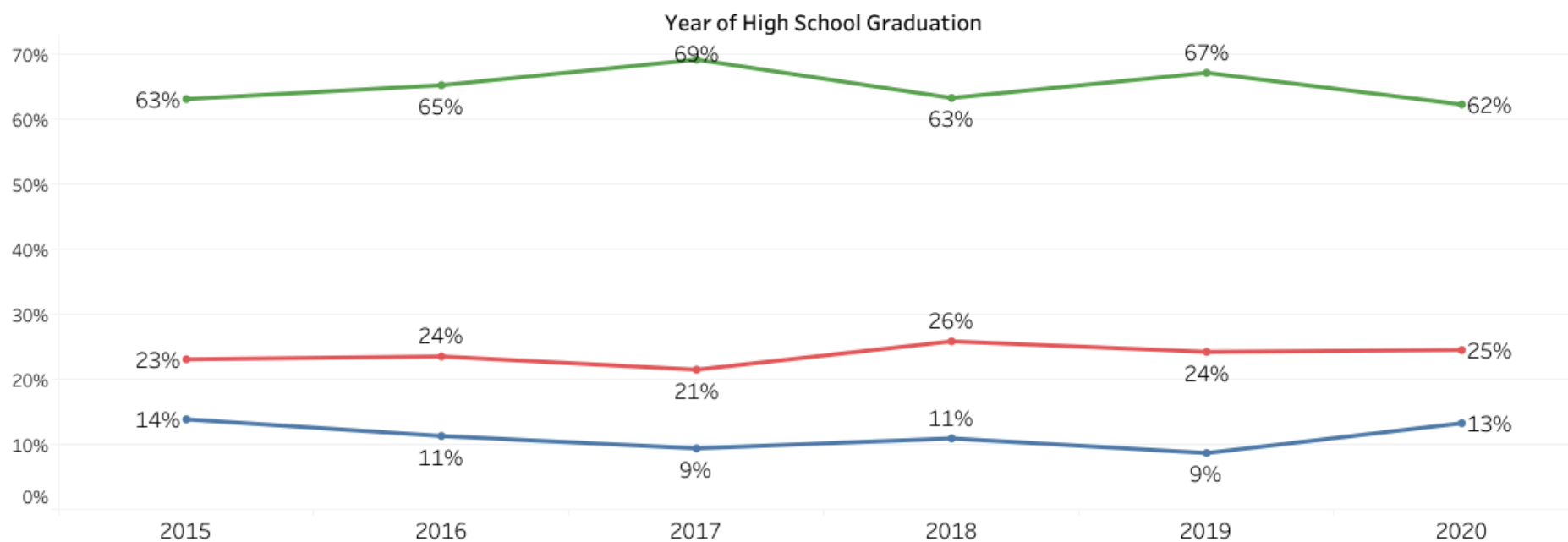
- College Enrolled First Fall**
- GFC
 - MSU Bozeman
 - MSU Billings
 - MSU Northern
 - UM Missoula
 - UM Western
 - Montana Tech
 - MUS
 - Other MT college
 - Out-of-state college
 - Not enrolled in college

College Enrolled First Fall	2015	2016	2017	2018	2019	2020
GFC	14%	11%	9%	11%	9%	13%
MSU Bozeman	26%	27%	23%	27%	24%	23%
MSU Billings	1%	1%	3%	5%	5%	1%
MSU Northern	2%	2%	3%	1%	2%	2%
UM Missoula	11%	12%	10%	6%	9%	9%
UM Western	3%	2%	1%	2%	2%	2%
Montana Tech	2%	2%	2%	4%	6%	5%
MUS	0%	1%	1%	1%	1%	2%
Other MT college	8%	6%	7%	6%	4%	8%
Out-of-state college	10%	13%	18%	11%	15%	11%
Not enrolled in college	23%	24%	21%	26%	24%	25%

Dual Enrollment High School Student Matriculation Report

Summary	Total Number of Graduates by Year	First Fall- Where Enrolled	College Enrollment- First Fall after High School Graduation	College Enrollment- First Spring after High School Graduation	College Enrollment- Second Fall after High School Graduation
---------	-----------------------------------	----------------------------	---	---	--

First Fall Term after High School Graduation



Local High Schools

- Local High Schools
- Non-local High Schools

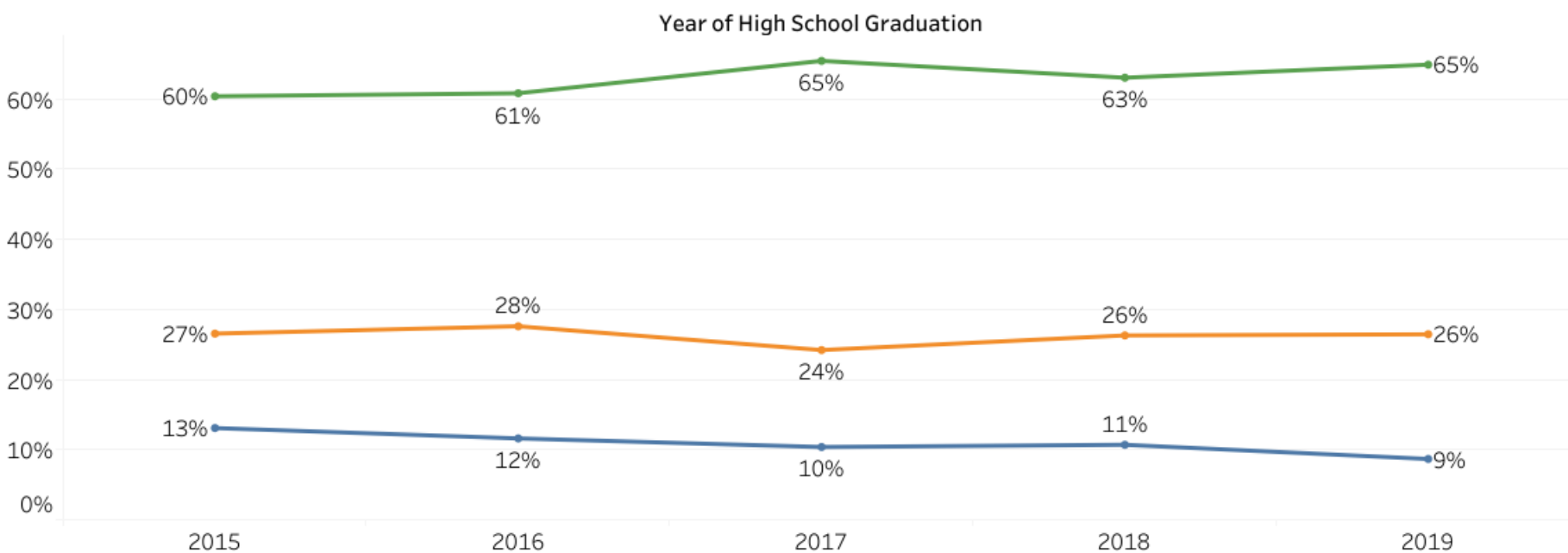
Enrollment First Fall after HS Graduation

- GFC
- Another college
- Not enrolled in college

Dual Enrollment High School Student Matriculation Report

Summary	Total Number of Graduates by Year	First Fall- Where Enrolled	College Enrollment- First Fall after High School Graduation	College Enrollment- First Spring after High School Graduation	College Enrollment- Second Fall after High School Graduation
---------	-----------------------------------	----------------------------	---	--	--

First Spring Term after High School Graduation



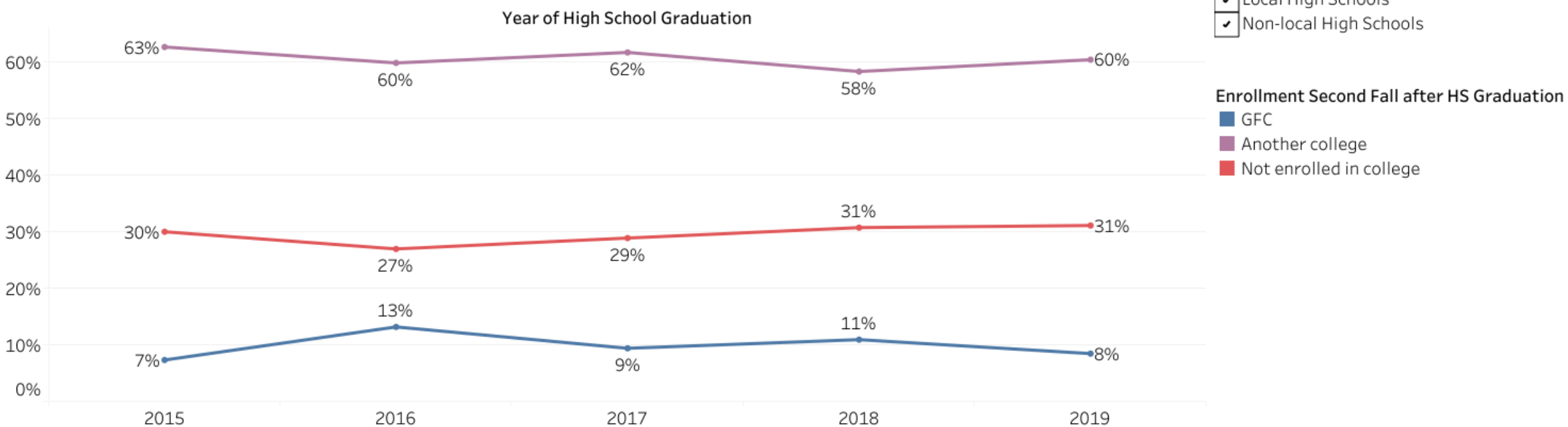
- Local High Schools**
- Local High Schools
 - Non-local High Schools

- Enrollment First Spring after HS Graduation**
- GFC
 - Another college
 - Not enrolled in college

Dual Enrollment High School Student Matriculation Report

Summary	Total Number of Graduates by Year	First Fall- Where Enrolled	College Enrollment- First Fall after High School Graduation	College Enrollment- First Spring after High School Graduation	College Enrollment- Second Fall after High School Graduation
---------	-----------------------------------	----------------------------	---	---	--

Second Fall Term after High School Graduation



Enrollment by Modality

Dual Enrollments - Duplicated Headcount

Dual Enrollments by Modality	AY 2015-2016								
	Summer 2015			Fall 2015			Spring 2016		
	# Enrollments	# Credits	% Successful	# Enrollments	# Credits	% Successful	# Enrollments	# Credits	% Successful
Concurrent				76	228		288	923	
On-Campus	4	7		86	382		83	337	
Online	17	49		115	340		145	430	
Great Falls Total	21	56		277	950		516	1690	

Dual Enrollments by Modality	AY 2016-2017								
	Summer 2016			Fall 2016			Spring 2017		
	# Enrollments	# Credits	% Successful	# Enrollments	# Credits	% Successful	# Enrollments	# Credits	% Successful
Concurrent				164	492	95%	343	1127	96%
On-Campus	1	3	100%	114	324	86%	124	341	91%
Online	13	39	92%	158	471	88%	166	493	92%
Great Falls Total	14	42	93%	436	1287	94%	633	1961	95%

Dual Enrollments by Modality	AY 2017-2018								
	Summer 2017			Fall 2017			Spring 2018		
	# Enrollments	# Credits	% Successful	# Enrollments	# Credits	% Successful	# Enrollments	# Credits	% Successful
Concurrent	0	0		215	645	95%	412	1354	96%
On-Campus	15	35	53%	150	426	83%	132	333	89%
Online	16	48	100%	200	589	88%	188	567	88%
Great Falls Total	31	83	61%	565	1660	87%	732	2254	93%

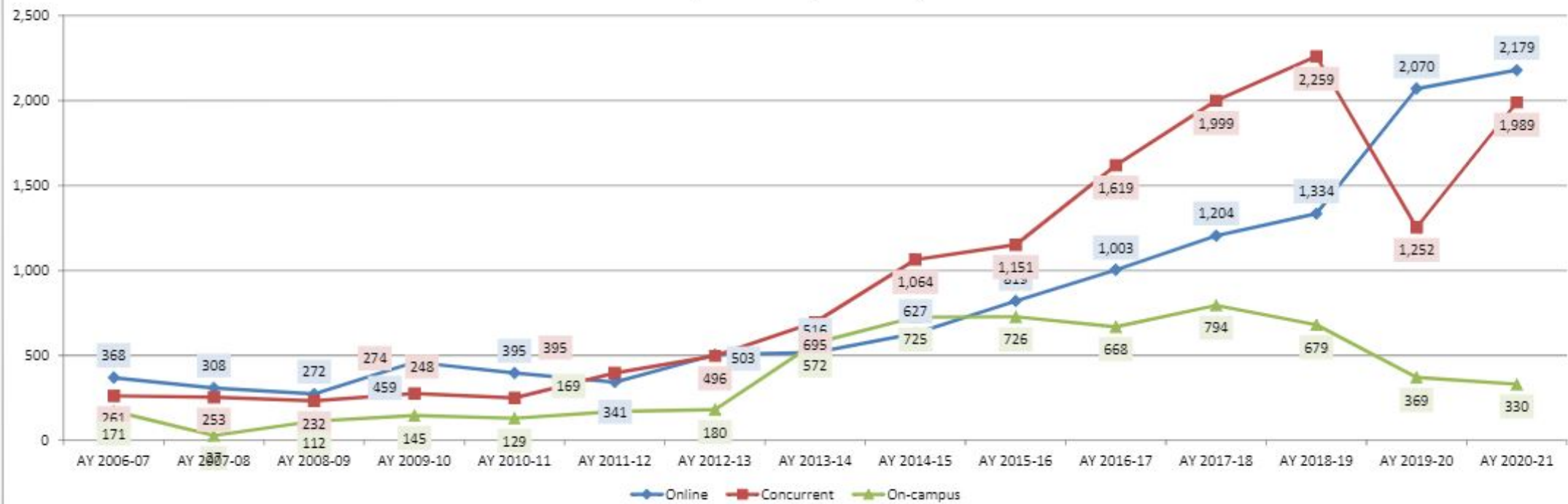
Enrollment by Modality

Dual Enrollments by Modality	AY 2018-2019								
	Summer 2018			Fall 2018			Spring 2019		
	# Enrollments	# Credits	% Successful	# Enrollments	# Credits	% Successful	# Enrollments	# Credits	% Successful
Concurrent	7	21	100%	219	660	94%	475	1578	96%
On-Campus	7	17	100%	78	215	99%	64	202	84%
Online	11	34	91%	241	711	90%	287	824	86%
Great Falls Total	25	72	96%	538	1586	93%	826	2604	91%

Dual Enrollments by Modality	AY 2019-2020								
	Summer 2019			Fall 2019			Spring 2020		
	# Enrollments	# Credits	% Successful	# Enrollments	# Credits	% Successful	# Enrollments	# Credits	% Successful
Concurrent	8	24	100%	148	457	93%	242	771	95%
On-Campus	1	3	100%	73	202	92%	71	164	94%
Online	14	42	100%	380	1159	86%	286	869	87%
Great Falls Total	23	69	100%	601	1818	88%	599	1804	91%

Dual Enrollments by Modality	AY 2020-2021								
	Summer 2020			Fall 2020			Spring 2021		
	# Enrollments	# Credits	% Successful	# Enrollments	# Credits	% Successful	# Enrollments	# Credits	% Successful
Concurrent	16	48	100%	217	676	96%	386	1265	
On-Campus	1	3	100%	60	175	100%	76	152	
Online	9	29	100%	329	1009	86%	377	1145	
Great Falls Total	26	80	100%	606	1860	91%	839	2562	0%

Student Credit Hours Online, Concurrent, or On-Campus



DE Participation Statewide



27%

of eligible* public high school students participated in DE in 2019-2020

*Juniors & Seniors

ONE
TWO
FREE.

ONE
TWO
FREE.

Class Size	2016-27	2017-18	2018-19	2019-20
AA	19%	20%	25%	25%
A	19%	24%	30%	32%
B	14%	21%	25%	28%
C	11%	17%	19%	22%
Total	17%	21%	25%	27%

DE Partner School Participation at GFC

*many more partner agreements (usually between 50-55) each year-not all have participating students

	AA Schools	A Schools	B Schools	C Schools	Total #
AY 15-16	5	0	10	32	47
AY 16-17	4	0	9	27	40
AY 17-18	3	0	10	27	40
AY 18-19	3	0	6	30	39
AY 19-20	2	0	6	34	42
AY 20-21	3	1	7	22	33

In 2020/21:

Added Butte Central Catholic

Room for growth in this A category:

Fergus (Lewistown)

Havre

**Browning has participated but not stayed enrolled



Participating High Schools in AY 2021

High School Description	AY 2021		
	# Students	# Credits	FTE
Null	1	3	0.2
ALBERTON HIGH SCHOOL	3	13	0.9
Augusta High School	3	27	1.8
Big Sandy High School	12	108	7.2
BILLINGS WEST HIGH SCHOOL	1	3	0.2
BUTTE CENTRAL CATHOLIC HS	11	48	3.2
Cascade High School	26	258	17.2
Centerville High School	2	32	2.1
Charles M Russell High School	162	1,056	70.4
Choteau High School	5	33	2.2
Conrad High School	23	257	17.1
Dutton-Brady Public School	4	42	2.8
Fairfield High School Dist 21	16	138	9.2
Foothills Comm Christian Sch	5	67	4.5
Fort Benton High School	27	376	25.1
Geraldine High School	5	71	4.7
Geyser High School	6	41	2.7
Glasgow Senior High School	2	6	0.4

High School Description	AY 2021		
	# Students	# Credits	FTE
Great Falls Central Catholic HS	23	140	9.3
Great Falls High School	97	762	50.8
Harlowton High School	1	9	0.6
Harrison School	1	3	0.2
Highwood High School	1	14	0.9
Hobson High School	5	46	3.1
Home Schooled	19	316	21.1
Moore High School	4	29	1.9
Paris Gibson Education Center	13	73	4.9
Red Lodge High School	13	95	6.3
Saint Regis High School	8	78	5.2
Shelby High School	14	118	7.9
Simms High School	9	116	7.7
Stanford High School	3	49	3.3
Valier High School	2	9	0.6
White Sulphur Springs HS	11	66	4.4
Grand Total	536	4,502	300.1

Concurrent Courses

- Consistently offer courses at 2-6 high schools each year. In 2020-21 academic year, concurrent courses offered at Cascade, Conrad, CMR, Great Falls High, Fort Benton, Shelby
- Options:
 - WRIT 101
 - LIT 110
 - BIOB 160 & 170
 - HIST 101 & 102
 - PSCI 210
 - SIGN 101
 - M 121
 - M 151
 - STAT 216
 - AHMS 144
 - ACTG 101
 - WLDG 100
 - ARTZ 101
 - CSCI 181
 - PSYX 100



The Good and the Not-so-good...

Doing well:

- Statewide: more access for all students due to 1-2-Free and online offerings
- Great Falls College: serving more rural “C” schools than many other colleges
- Good number of concurrent course offerings in large high schools and a few smaller schools
- Getting better at monitoring students during dual enrollment and offering support
- Growth despite COVID and other declining enrollment populations

Room for Improvement:

- Increased access for mid-range students (still primarily serve “A “students because of mixed AP/Dual Credit courses
- Increased access for native and other minority populations
- Preparation, Orientation, and Onboarding support for students and families
- Training for high school teachers, counselors, college faculty
- More advising for good course planning related to Gen Ed core
- Developing career/CTE academies that can provide packages of credit and possible credentials
- Increased matriculation rates—more GFC dual credit students should turn into GFC full time students